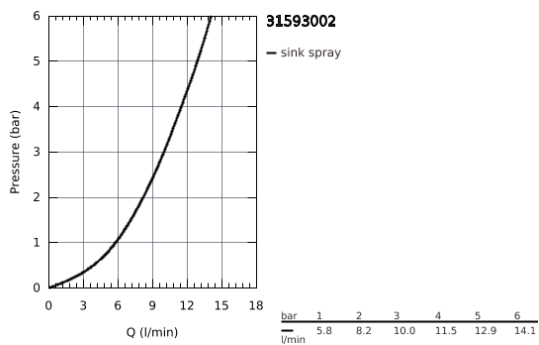
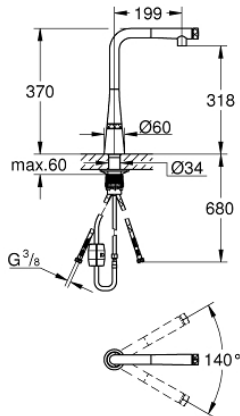


31 593 002 SINK MIXER WITH SMARTCONTROL

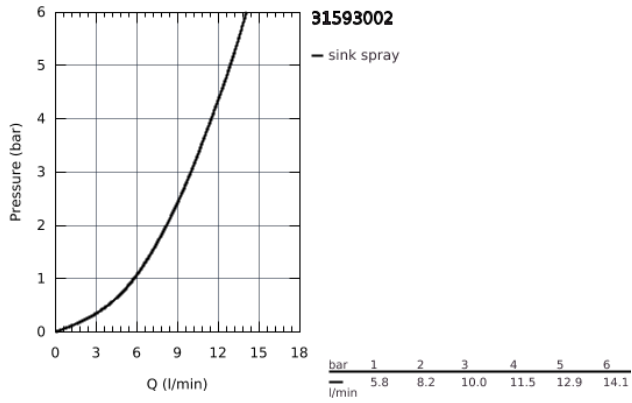


PRODUCT DESCRIPTION

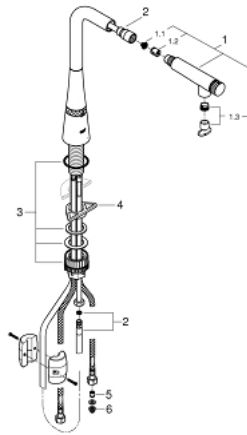
- monobloc installation
- **GROHE StarLight** chrome finish
- pull-out spray with laminar
- metal spray
- **GROHE Magnetic Docking** guarantees easy retraction and smooth docking of the spray head in starting position
- **GROHE SmartControl** push for ON-OFF, turn for volume adjustment from water saving eco mode to Full Flow
- temperature adjustment by turning of mixing valve on body
- swivel tubular spout
- swivel area 140°
- protected against backflow
- flexible connection hoses
- **GROHE FastFixation Plus** ultra fast and simple installation - no tools needed
- **GROHE Zero** isolated inner water ways - lead and nickel free within the tap



31 593 002 SINK MIXER WITH SMARTCONTROL



31 593 002 SINK MIXER WITH SMARTCONTROL



SPARE PARTS, July 2018 – now

- 1: Hand shower (Order-nr. 48487000)
- 1.1: Strainer (Order-nr. 0676800M)
- 1.2: Non-return valve (Order-nr. 08565000)
- 1.3: Flow control set (Order-nr. 48470000)
- 2: Shower hose (Order-nr. 48488000)
- 3: Mounting set (Order-nr. 48477000)
- 4: Support plate (Order-nr. 05334000)
- 5: Non-return valve (Order-nr. 45881000)
- 6: Strainer (Order-nr. 0676800M)