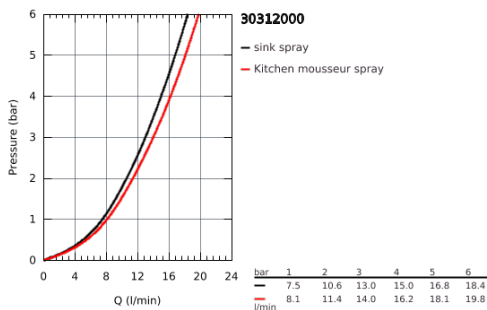
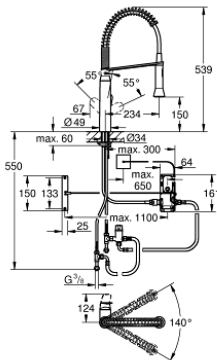


30 312 000 GROHE FOOTCONTROL ELECTRONIC SINGLE-LEVER SINK MIXER 1/2"

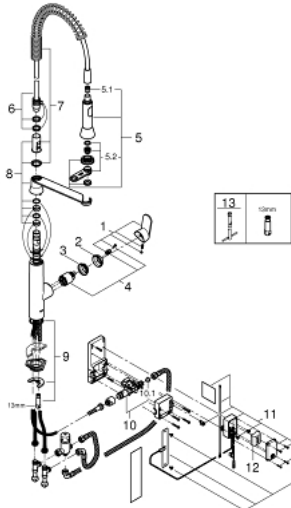


PRODUCT DESCRIPTION

- medium spout
- Foot control: activation of water via contact with sensor
- **battery supply** 6 V lithium-battery, type CR-P2
- CE approved
- solenoid valve
- fixed value mixing valve
- automatically stops after 60 sec. (factory set)
- type of protection IP 44
- **GROHE SilkMove** 35 mm ceramic cartridge
- professional spray
- diverter: mousseur/shower jet
- automatic return to mousseur
- adjustable flow rate limiter
- swivel tubular spout
- swivel area 360°
- protected against backflow
- flexible connection hoses
- rapid installation system



30 312 000 **GROHE FOOTCONTROL ELECTRONIC SINGLE-LEVER SINK MIXER 1/2"**



SPARE PARTS, July 2015 – now

- 1: Lever (Order-nr. 46927000)
 - 2: Shield for cross handle (Order-nr. 46116000)
 - 3: Screw coupling (Order-nr. 46460000)
 - 4: Cartridge (Order-nr. 46374000)
 - 5: Hand shower (Order-nr. 46731000)
 - 5.1: Non-return valve (Order-nr. 08565000)
 - 5.2: Flow restrictor (Order-nr. 46711000)
 - 6: Shower hose (Order-nr. 46871000)
 - 7: Spring (Order-nr. 46873SD0)
 - 8: Holder pull out spray (Order-nr. 46734000)
 - 9: Shank mounting kit (Order-nr. 46671000)
 - 10: Solenoid valve (Order-nr. 48213000)
 - 10.1: Non-return valve (Order-nr. 08565000)
 - 10.2: Strainer (Order-nr. 42395000)
 - 11: Control unit (Order-nr. 48304000)
 - 12: Battery (Order-nr. 42886000)
 - 13: Mounting wrench (Order-nr. 19017000)*
- * Optional accessories