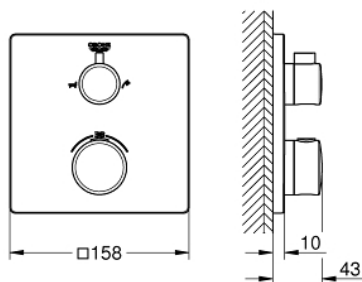
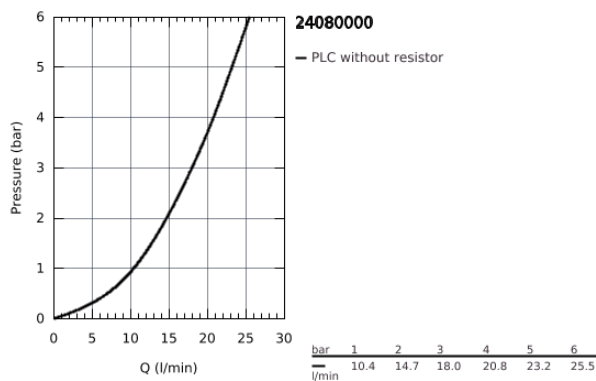


24 080 000 THERMOSTATIC BATH TUB MIXER FOR 2 OUTLETS WITH INTEGRATED SHUT OFF/DIVERTER VALVE

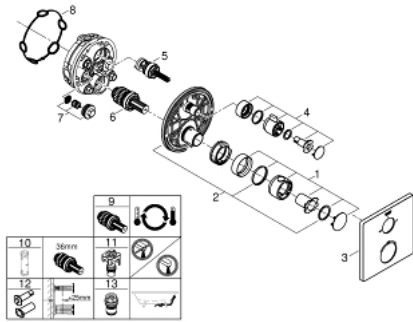


PRODUCT DESCRIPTION

- set for final installation for
- GROHE Rapido SmartBox 35 600/35 604
- **GROHE TurboStat** compact cartridge with wax thermoelement
- **GROHE StarLight** chrome finish
- wall escutcheon with **GROHE FastFixation** (covered escutcheon- and shaft sealing, covered fixing)
- metal escutcheon, retroactively 6° adjustable
- printed hand shower and bath filler symbol
- **GROHE SafeStop** safety button at 38°C (calibration required)
- **GROHE SafeStop Plus** optional temperature limiter at 43°C or 46°C included
- GROHE AquaDimmer, integrated shut off/diverter valve
- flow performance:
 - outlet B = 27 l/min
 - outlet C = 30 l/min
- **without roughing-in-set**



24 080 000 THERMOSTATIC BATH TUB MIXER FOR 2 OUTLETS WITH INTEGRATED SHUT OFF/DIVERTER VALVE



SPARE PARTS

- 1: Temperature control handle (Order-nr. 49082000)
- 2: Mounting plate (Order-nr. 49080000)
- 3: Escutcheon (Order-nr. 49079000)
- 4: Handle for shut-off valve (Order-nr. 49081000)
- 5: Aquadimmer (Order-nr. 49084000)
- 6: Thermostatic compact cartridge 3/4" (Order-nr. 49028000)
- 7: Non-return valve (Order-nr. 49085000)
- 8: Sealing washer (Order-nr. 48360000)
- 9: GROHE TurboStat cartridge 3/4" (Order-nr. 49003000)*
- 10: Socket Spanner (Order-nr. 49059000)*
- 11: Service stops (Order-nr. 1405300M)*
- 12: Universal extension set 2-handle thermostats, 25 mm (Order-nr. 14058000)
- *
- 13: Backflow protection combination (DIN-EN1717) (Order-nr. 14055000)*
- * Optional accessories